

Patient Safety: Epidemiology of adverse events

To Err is Human

Anne Matlow MSc MD FRCPC

Susan Tallett MB.BS MEd. FRCPC
Hospital for Sick Children

Patient safety

- To learn
 - Key outcomes of published data on adverse events nationally and internationally
 - Epidemiology of paediatric patient safety
 - Definitions of harm


Medical expert, manager, advocate

PATIENT SAFETY

- Patient safety is the practice of medicine that prevents harm or injury to patients

Institute of Medicine Report

published 2000



**44,000- 89,000
patients die yearly
from adverse
events**

**Equivalent to 1
jumbo jet going
down every 2 days**

**25-50% are
preventable**

Building a Safer System:

A National Integrated Strategy for Improving Patient Safety in Canadian Health Care

Chair / Président
Dr. John Wade, FRCPC

Members/Membres
G. Ross Baker, Ph.D.
Mr. John Bulman, C.M.
Dr. Peter Fraser
Dr. John Millar, FRCPC
Ms. Wendy Nicklin
Dr. Walter Rosser, FCFP
Dr. Denis Roy, FRCPC
Ms. Bonnie Salsman

Secretariat / Secrétariat
774, prom. Echo Drive
Ottawa, ON K1S 5N8

Tel: (613) 730-6201
Fax: (613) 730-8250
Email: patientsafety@rcpsc.edu

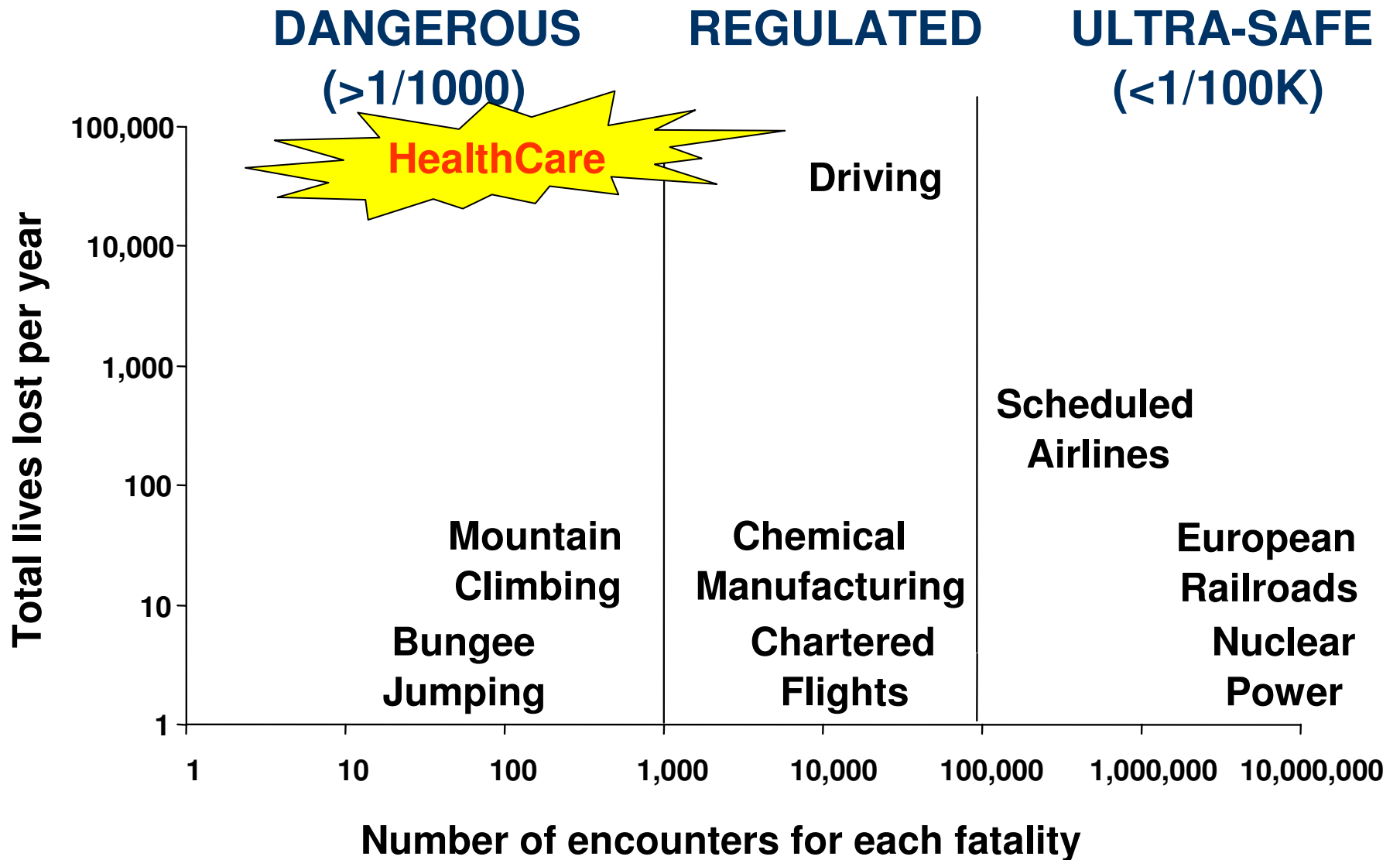
September 2002



How Common Are Adverse Events?

Country	N	Year	Incidence of AE	Preventable?
Canada	3,745	2000	7.5%	37%
USA (U&C)	14,700	1992	2.9%	Not reported
Australia	14,179	1992	16.6%	51%
UK	1,014	1999	10.8%	48%
New Zealand	1,326	1998	12.9%	37%
USA (NY)	30,195	1984	3.7 %	Not reported

How Hazardous Is Healthcare?



Data on adverse events in Canada

The Canadian Adverse Events Study:

The incidence of adverse events among
hospital patients in Canada

Baker GR et al CMAJ 2004; 170 (11): 1678-86

Data on adverse events in Canada

- Results
 - Adverse events were detected in 255 of 3745 charts
 - Adverse event rate was **7.5 per 100 hospital admissions**
 - Events judged to be **preventable occurred in 36.9%** of patients with AEs
 - Death occurred in 20.8% of patients with AEs
 - AEs were associated with 1521 additional hospital days
 - Patients who had AEs were significantly older than those who did not

Baker GR et al The Canadian Adverse Events Study:

The Incidence of Adverse Events among Hospital Patients in Canada CMAJ 2004;170 (11): 1678-86 9

Etiology of adverse events

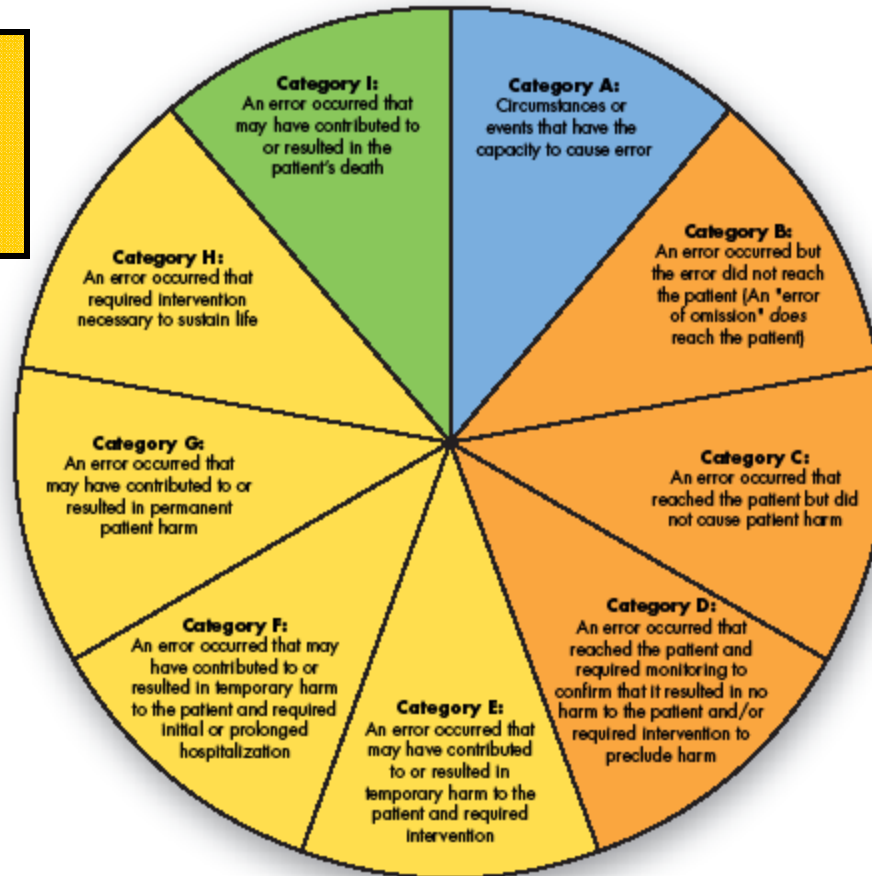
- Surgical Procedures: 33-50%
- Drug treatments
- Therapeutic mistakes
- Diagnostic errors

Data from New York (HMS), Australia
and Canada

Definitions of Harm

NCC MERP Index for Categorizing Medication Errors

Serious Safety Event
Category G-I
 Self reporting believed to be effective



- No Error
- Error, No Harm
- Error, Harm
- Error, Death

Definitions

Harm
 Impairment of the physical, emotional, or psychological function or structure of the body and/or pain resulting therefrom.

Monitoring
 To observe or record relevant physiological or psychological signs.

Intervention
 May include change in therapy or active medical/surgical treatment.

Intervention Necessary to Sustain Life
 Includes cardiovascular and respiratory support (e.g., CPR, defibrillation, intubation, etc.)

© 2001 National Coordinating Council for Medication Error Reporting and Prevention. All Rights Reserved.

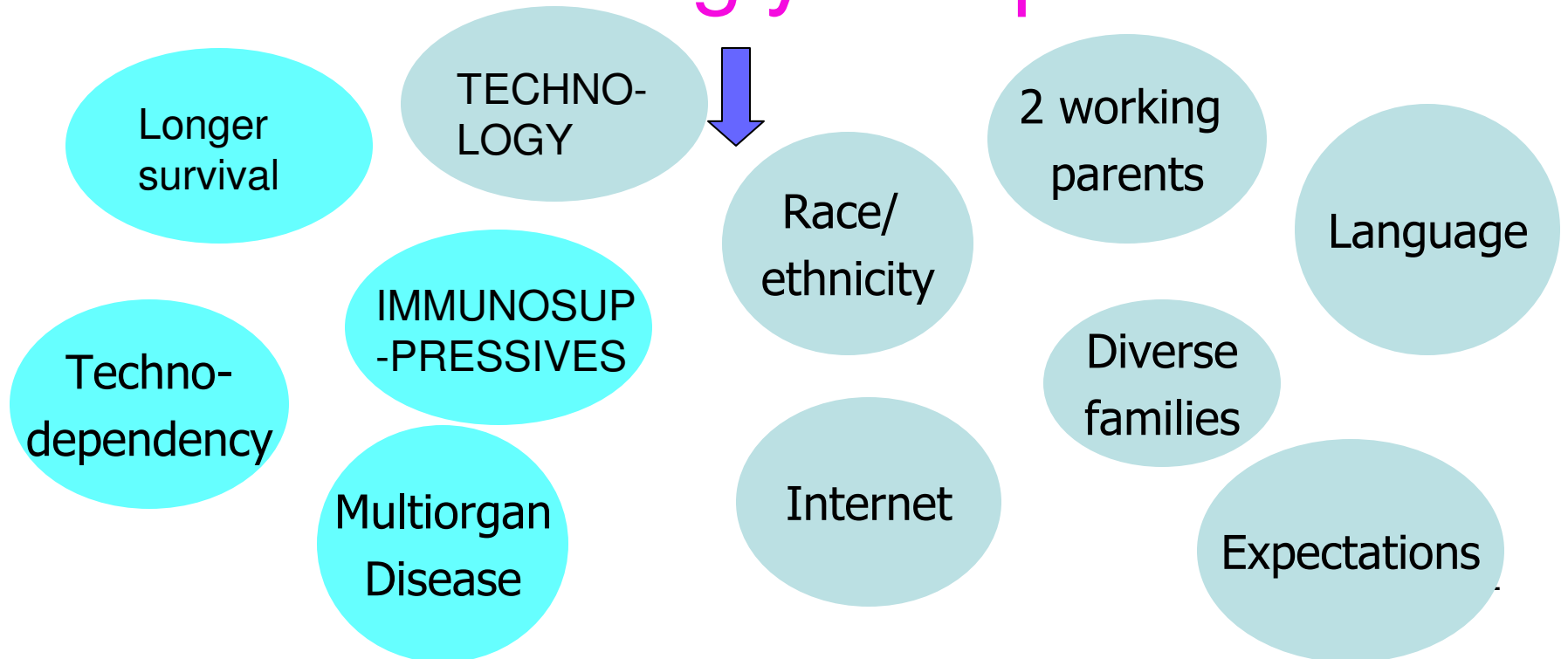
* Permission is hereby granted to reproduce information contained herein provided that such reproduction shall not modify the text and shall include the copyright notice appearing on the pages from which it was copied.

Adverse Event with harm
Category E-F
 Self reporting believed to be 5-15% sensitive

4 D's of Pediatric Risk

diseases
developmental
dependency
dosing

Increasingly complex



What do we know about harm in pediatric in-patient care?

- All adverse events: ~1.0/ 100 patients

(Woods Pediatrics 2005; Miller Pediatrics 2003 and 2004)

- Adverse drug events:
 - True: 2.3-11/ 100 admissions
 - Potential: ADE 10/ 100 admissions
 - 22-60% preventable

(Kaushal JAMA 2001; Holdsworth APAM 2003; Takata IHI Annual Forum 2001)

- NICU: 74 AEs per 100 admissions
 - 56% preventable

Sharek Pediatrics October 2006

- PICU: 59% of patients had at least 1 AE, 36% preventable

Larsen Pediatric Critical Care Med 2007

Canadian Paediatric Trigger Tool Pilot Data

- 15% of patients had an AE
- 34 AEs/ 100 patients

Age Group	Adverse Event		Total
	Yes	No	
0 - 28 days	33 (22%)	117	150
29 – 365 days	21 (14%)	127	148
>1 - 5 years	54 (16%)	98	152
> 5 years	18 (10%)	160	178
Total	89 pat	502	591

Key messages

- Risk of harm exists in health care
- Children are no exception

Safety is a fundamental aspect of quality health care. To improve safety, the healthcare system must develop, maintain and nurture a culture of safety.

From Building a Safer System RCPSC September 2002